


Fleckney C of E Primary School

Behaviour Policy



Let your light shine Matthew 5:16

Be the best that you can be

Our Vision

Fleckney Church of England Primary School is a place where kindness, compassion and respect are at the heart of everything we do. We aspire for everyone to thrive and flourish and achieve our full potential in every aspect of school life. Through our Christian values, we nurture self-confidence, resilience and a sense of community so that we have an understanding of ourselves and our place in the wider world.

Date of Policy: August 2024

Drafted by: S.Allen

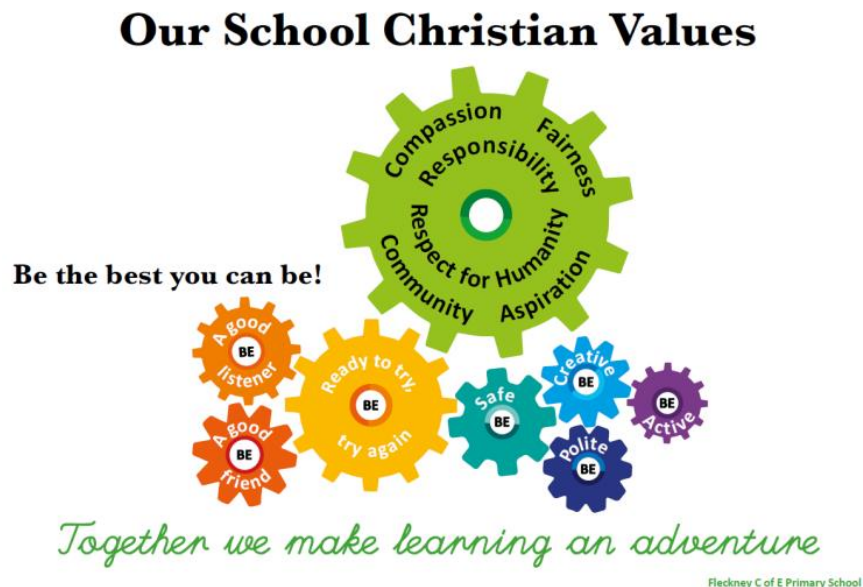
Approved by: Gareth Robinson

Date of Review: Annually

Aims and Objectives

This policy aims to promote outstanding behaviour and mutual respect. We believe that this is best achieved through adhering to our school values, following our golden rules and explicitly teaching positive behaviour. Developing an ethos of kindness and co-operation creates an environment in which everyone feels happy, safe and secure.

Our school behaviour policy is centred around promoting good relationships, so that people can work together with the common purpose of helping everyone to learn and succeed. This policy supports the school community in adopting a shared, consistent approach.



Our Values and their meanings

All representatives in our school community (children, teaching staff, support staff, governors and parents) have had an input into our school values. The values have been carefully chosen to represent our school with the aim to support children in being good role models.

Compassion

KS1 – Compassion is taking care of others.

KS2 – Compassion is to understand and care about people and appreciate their differences.

Respect for humanity

KS1 – Respect is treating everyone and everything well.

KS2 – Respect means you care about people's thoughts, feelings and emotions.

Respect means you care for our world and everything in it.

Responsibility

KS1 – Responsibility is looking after people, belongings and your actions.

KS2 – Responsibility is to show that you are reliable and do everything with care.

Community

KS1 – Community is taking care of Fleckney.

KS2 – Community means to help and support other people wherever they are.

Fairness

KS1 – Fairness is being honest, sharing and taking turns.

KS2 – Fairness is about making sure that everyone is treated with the kindness and respect they deserve.

Aspiration

KS1 – Aspiration is wishing to be something.

KS2 – Aspiration is having a strong desire to work hard to achieve your hopes and dreams.

As a school community, we want to ensure that children feel valued, special and happy.

Three school rules

Fleckney C of E Primary School is a Church of England school. Our Christian values are often summarised with the phrase:

Be the best that you can be.

For the children, this means adhering to our 3 golden school rules:

- **Be Safe**
- **Be Kind**
- **Be Ready**

School staff work together to agree a consistent approach to expectations (which will be reviewed annually or more frequently as required). Each classroom will display a behaviour charter. Children will be explicitly taught classroom routines and the behaviours required to follow the 3 school rules. This will happen at the beginning of each year and periodically throughout the year as required. The school rules are for everyone. All members of staff and all pupils are expected to follow them. **Appendix A** outlines the teaching of the school golden rules; this informs the school's behaviour curriculum 'The Fleckney Way'.

All staff will praise children using these rules to positively reinforce consistent adherence to them. The expectation is that rewarding children in these ways will encourage intrinsic motivation which will influence positive behaviour.

We recognise that some pupils with complex special needs may require adaptations and adults will work closely with the SENDCO to create individual behaviour plans specific to a pupil's needs. This will be shared with all adults who work closely with the child. Where a risk assessment is also needed, this will be written in consultation with all adults who work closely with the child.

Our ELSA (Emotional literacy support assistant) works closely with children and families where behavioural support may be needed.

Positive praise

Through encouraging and rewarding behaviour using positive praise, we recognise that this will reinforce the behaviours that we are looking for. In our school, adults praise children for behaviours that demonstrate our rules and values. We try to instil in our children a feeling that they are also part of the school community, upholding our high standards, not just for themselves, but as a representative for the school for example: "What beautiful Fleckney manners you have." "Thank you for holding the door, children in our school are always so polite."

We praise and reward children for good behaviour in a variety of ways:

- Positive praise.
- Pupil of the week certificates.
- Character champion certificates.
- Individual dojo points for being safe, being kind and being ready.
- Values Award given to a child who embodies our school values. The Head teacher telephones home.

- Teaching staff award stickers to reward children for positive behaviour, attitude, effort or excellence in their work.
- Deputy head teachers/ Head teacher award special stickers to celebrate their work, effort or conduct.
- Green cubes are given out to reward positive behaviour at lunchtimes.
- Kindness cup awarded to one child in the school every half term.

Dojo points

Each child within school has their own individual Dojo avatar. Teachers can award positive Dojo points for children demonstrating the 3 golden school rules:

- **Be Safe**
- **Be Kind**
- **Be Ready**

In addition to these three golden rules, teachers may use their discretion to award Dojo points for other positive behaviour traits. Each child will collect their own individual Dojo points which will be collated through the Class Dojo platform. The scores are cumulative and each half term, the six children in each year group (split evenly across the classes) who have obtained the highest dojo point totals, will be rewarded. The scores will reset each half term.

The school acknowledges all the efforts and achievements of children, both in and out of school. We welcome children bringing in evidence of extra - curricular successes, e.g. music, sporting or swimming certificates. These are celebrated in assemblies throughout the school year.

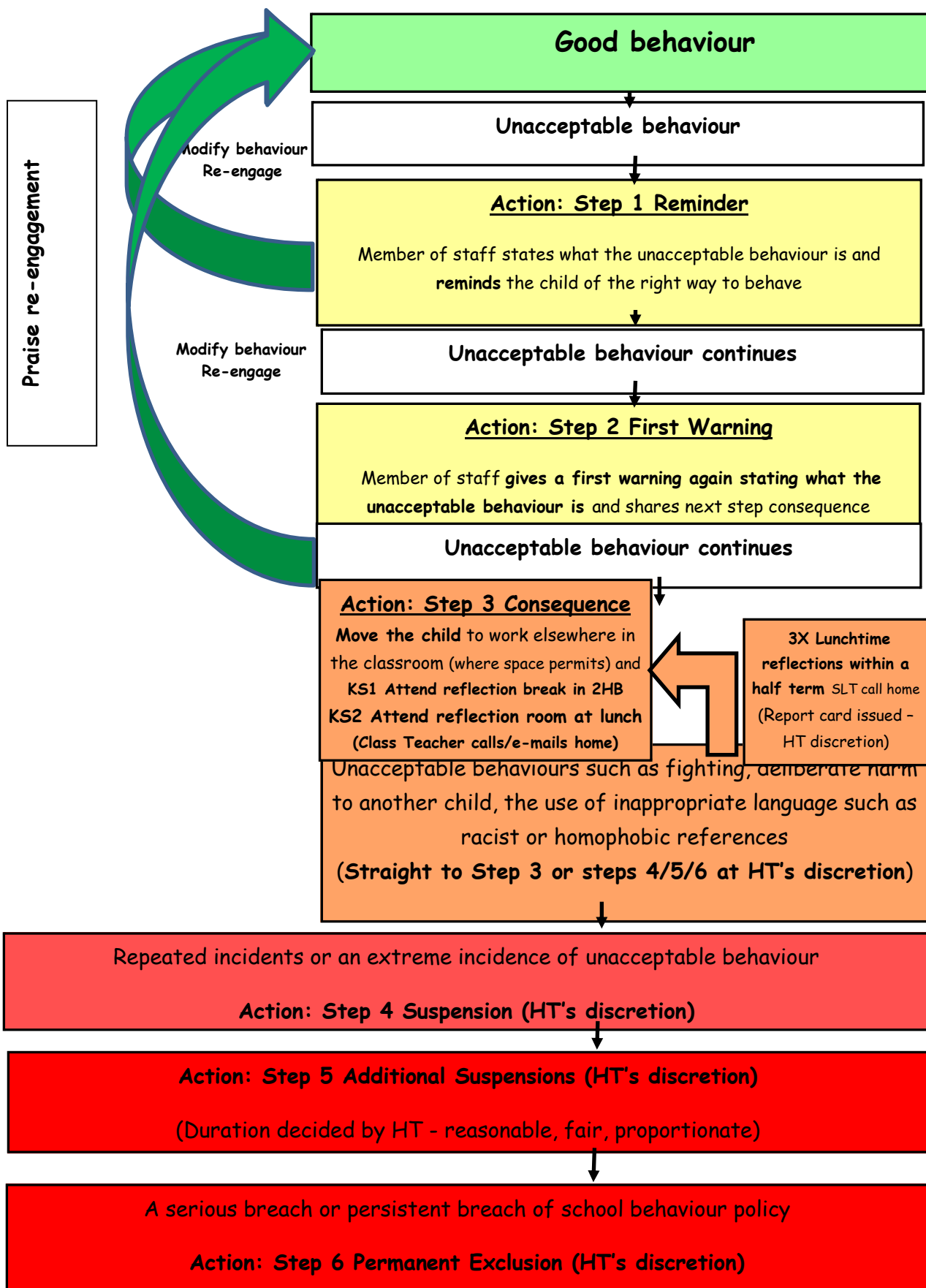
Sanctions

We strive to create a classroom environment where all of our children are engaged. Our teaching and support staff use positive praise and rewards to encourage and motivate children. On occasions where behaviour does not meet our high standards, we adopt the Flowchart for Behaviour Management – See below

Behaviour Management Flowchart



Children at Fleckney Primary follow our golden school rules which are: Be ready, be safe and be kind. On rare occasions, our children may fall short of these ideals. When this happens, we follow this behaviour management flowchart:



The school does not tolerate bullying of any kind. If we discover that an act of bullying or intimidation has taken place, we act immediately to stop any further occurrences of such behaviour. While it is very difficult to eradicate bullying, we do everything in our power to ensure that all children attend school free from fear. Children are taught about anti bullying and about how to deal with bullies in class lessons and assemblies. The issue is highlighted each year and the school takes part in anti-bullying week. (Please see anti-bullying policy).

The law allows staff to issue detentions outside of school hours. The school will not use this power as a regular sanction, however we may use it if we feel a pupil poses a risk to them self or to another pupil on the journey to and from school. The school will always contact the parent in these instances.

School Uniform

Pupils represent the Fleckney School community and take pride in their identity. The school uniform consists of:

Uniform

- Black or grey trousers, skirt or pinafore dress
- White shirt or polo shirt
- School jumper or cardigan (jade green)
- Black shoes
- In warmer weather, grey or black shorts can be worn as can a green check dress

Jewellery

Children should not wear jewellery in school. Stud ear rings only are permitted. These should be taken out or taped up on PE and swimming days.

Children are not allowed to wear nail varnish or acrylic nails.

Children are allowed to come to school in the following PE kit on PE days.

- Black shorts, skirts or tracksuit bottoms
- Fleckney green PE top
- Trainers – for outside PE
- Black pumps for indoor PE
- A plain black sweatshirt and black tracksuit can also be worn in colder months.

APPENDIX A

The Fleckney Way

Each golden rule is broken down into specific behaviours which are taught (where appropriate), and in an age appropriate way. These behaviours are constantly referred to and reinforced.

Adaptations

While this curriculum is intended for all pupils, it may be applied differently in different year groups and ages as well as some children with SEND needs. Sensitivity will be applied at all times when teaching the behaviour curriculum

Role of parents and carers

The role of parents and carers is vital in enabling our children to be ready for school. We will work closely with our parents communicating with them their vital role in supporting their children at home in addition to supporting our work in school.

Break and Lunchtime 'The Fleckney Way'

Be ready	kind	Be safe means ...
<u>Break time</u> Know that you must walk from your classroom to the playground Know that you must play safely without hurting anyone Know that we do not 'play fight' because we may hurt someone by accident Know that you must be kind, by including people in your games and sharing equipment Know that someone who is kind behaves in a caring, and helpful way towards other people Know that you need to come off the play equipment at the first whistle and walk orderly, lining up silently when the second whistle is blown <u>Lunchtime</u> Know where you line up for lunchtime when you are called Know where you sit in the dinner hall during lunchtime Know that you should use a quiet voice in the dinner hall Know that you should always try to use a knife and fork correctly (this will be explicitly taught in EYFS) Know that you should finish what you are eating before leaving your seat Know how to use good manners during lunchtime, particularly when receiving food from the school kitchen and talking to midday supervisors Know that 'good manners' means saying 'please' when you ask for something and 'thank you' when you receive it Know that you need to come off the play equipment at the first whistle and walk orderly to line up on the playground when the second whistle is blown		

'The Fleckney Way' Classroom charter

Be ready	Be kind	Be safe
<ul style="list-style-type: none"> • Arrive at school on time and understand that attending school is important • Arrive to class on time • Arrive at school wearing the correct uniform • Arrive on P.E days wearing the right kit • Know the routine for entering the classroom and getting ready to work • Hang up belongings and put things tidily away • Know to put your hand up quietly to answer a question or participate in discussion • Know the routine for handing out and collecting books in the classroom • Complete homework on time • Know that each day you need your reading book and a signed contact book in school • Work hard on tasks given • Give the adult teaching your full attention • When arriving for assembly, sit down quietly ready to listen - without talking • When leaving assembly, walk in an orderly fashion - without talking 	<ul style="list-style-type: none"> • Use polite manners by saying please and thank you • Show gratitude to others by thanking people for what they have done for you • Hold the doors open for adults (and each other) • Talk kindly to other pupils • Greet others by saying good morning/good afternoon • Smile and interact positively • Show kindness at playtime and lunchtime by including others in your games • Share equipment fairly, take your turn with others • Know that it is polite to give eye contact to the person you are talking to • Know that you need to take turns in conversation, not talking over one another • Know it is important to speak up, if you know there is unkind behaviour happening • Accept and understand that some children may need learning resources to help them learn 	<ul style="list-style-type: none"> • Line up in an orderly fashion • Walk at a steady pace around school in a line and without talking • Know that when we move around school we walk on the left side of the corridor or stairs • Know that you should line up without leaning against the walls • Know that you should keep your desk area tidy and organised • Be responsible for school and your own belongings/ equipment • Know that the legs of your chair need to always be on the ground • Know to push your chair neatly under the desk before leaving your workspace • Know that you need to keep your hands and feet to yourself • Be responsible and respectful of toilet and shared areas • Leave school in an orderly fashion sticking to the paths • Behave in a calm and respectful way whilst travelling to and from school